

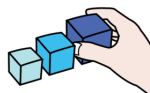




ACTIVIDADES DO CONTO:  
UN MAR DE CORES II








COLOREA QUEN DÍ...










RODEA O PEIXE AMARELO








RODEA O PEIXE LARANXA






RODEA O PEIXE VERDE






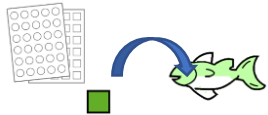
RODEA O PEIXE LILA








RODEA O PEIXE ROSA

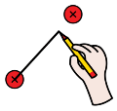







PEGA GOMETS DENTRO DOS PEIXES SEGÚN A COR

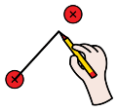








UNE





UNE



Nas seguintes páxinas temos os peixes para imprimir, recortar e crear diferentes actividades (estas ou outras que se nos ocorran):

- Crear mares de cores con peixes feitos polos nenos ou recortados e pegados nun papel xigante representando a diversidade.
- Imprimir os peixes e representar o conto na mesa de luz.
- Imprimir os peixes e plastificalos poñéndolle un depresor para poder collelos por abaixo e poder representar o conto.
- Realizar sumas matemáticas, contar, poñerlle enriba letra e realizar tarefas de discriminación fonolóxica...
- Podemos imprimir varias veces os peixes e plastificalos, poñemos cada un deles nunha caixa diferente e o resto dos peixes deben ser colocados polos nenos/as no seu lugar correspondente.

